

HINDUSTHAN URBAN INFRASTRUCTURE LIMITED

(1)(a) STATEMENT SHOWING SHAREHOLDING PATTERN IN CLAUSE-35

Name of the Company:		HINDUSTHAN URBAN INFRASTRUCTURE LTD. (Formerly: Hindusthan Vidyut Products Limited)	
Scrip Code:	09042	Name of the Scrip: HINDUSTHAN URBAN INFRASTRUCTURE LIMITED (Formerly Hindusthan Vidyut Products Ltd)	
Class of Security: EQUITY		Quarter ended : 30.09.2015	
Partly paid-up shares:-	No. of partly paid-up shares	As a % of total no. of partly paid-up shares	As a % of total no. of shares of the company
Held by Promoter / Promoter Group	--	--	--
Held by public	--	--	--
Total	--	--	--
Outstanding convertible securities:-	No. of outstanding securities	As a % of total no. of outstanding convertible securities	As a % of total no. of shares of the company, assuming full conversion of the convertible securities
Held by promoter / promoter Group	--	--	--
Held by public	--	--	--
Total	--	--	--
Warrants	No. of warrants	As a % of total no. of warrants	As a % of total no. of shares of the company, assuming full conversion of warrants
Held by promoter / promoter Group	--	--	--
Held by public	--	--	--
Total	--	--	--
Total paid-up capital of the company, assuming full conversion of warrants and convertible securities	1442885	--	100.00

Contd. 2



Category code	Category of shareholder	No. of shareholders	Total No. of shares	Number of shares held in dematerialised form	Total shareholding as a percentage of total No. of shares		Shares Pledged or otherwise encumbered	
					As a %age of (A+B)	As a %age of (A+B+C)	No. of shares	As a %age
(I)	(II)	(III)	(IV)	(V)	(VI)	(VII)	(VIII)	(IX)= (VII)/(IV) *100
(A)	Shareholding of Promoter and Promoter Group							
(1)	Indian							
(a)	Individual /Hindu Undivided Family	02	700	200	0.05	0.05	Nil	Nil
(b)	Central Government/ State Government(s)	--	--	--	--	--	--	--
(c)	Bodies Corporate	05	1076545	1076545	74.66	74.66	Nil	Nil
(d)	Financial Institutions / Banks	--	--	--	--	--	--	--
(e)	Any Other (specify)	--	--	--	--	--	--	--
	Sub-Total (A)(1)	07	1077245	1076745	74.66	74.66	Nil	Nil
(2)	Foreign	--	--	--	--	--	--	--
(a)	Individuals (Non Resident Individuals/ Foreign Individuals)	N.A.	N.A.	N.A.	--	--	--	--
(b)	Bodies Corporate	--	--	--	--	--	--	--
(c)	Institutions	--	--	--	--	--	--	--
(d)	Any Other (specify)	--	--	--	--	--	--	--
	Sub-Total (A)(2)	Nil	Nil	Nil	Nil	Nil	Nil	Nil
	Total Shareholding of Promoter and Promoter Group. (A)=A(1)+A(2)	07	1077245	1076745	74.66	74.66	Nil	Nil
(B)	Public shareholding						N.A.	N.A.
(1)	Institutions	--	--	--	--	--	--	--
(a)	Mutual Fund/UTI	Nil	Nil	Nil	Nil	Nil	--	--
(b)	Financial Institutions/ Banks	02.	600	Nil	0.04	0.04	--	--




Category code	Category of shareholder	No. of shareholders	Total No. of shares	Number of shares held in dematerialised form	Total shareholding as a percentage of total No. of shares		Shares Pledged or otherwise encumbered	
					As a %age of (A+B)	As a %age of (A+B+C)	No. of shares	As a %age (IX)= (VIII)/(IV) *100
(I)	(II)	(III)	(IV)	(V)	(VI)	(VII)	(VIII)	(IX)
(c)	Central Government/ State Government(s)	Nil	Nil	Nil	--	Nil	Nil	Nil
(d)	Venture Capital Funds	--	--	--	--	--	--	--
(e)	Insurance Companies	01	5000	5000	0.35	0.35	Nil	Nil
(f)	Foreign institutional Investors	Nil	Nil	Nil	Nil	Nil	Nil	Nil
(g)	Foreign Venture Capital Investors	Nil	Nil	Nil	Nil	Nil	Nil	Nil
(h)	Any Other (specify)	--	--	--	--	--	--	--
	Sub-Total (B)(1)	03	5600	5000	0.39	0.39	Nil	Nil
(2)	Non-institutions						N.A	N.A
(a)	Bodies Corporate	31	48131	45711	3.34	3.34	--	--
(b)	Individuals – i. Individual shareholders holding nominal share capital up to Rs.1 lakh	893	157982	116830	10.94	10.94	--	--
	ii. Individual shareholders holding nominal share capital in excess of Rs.1 lakh	08	153927	115613	10.66	10.66	--	--
(c)	Any Other (specify)	--	--	--	--	--	--	--
	Sub-Total (B)(2)	932	360040	278154	24.95	24.95	--	--
	Total Public Shareholding (B)=(B)(1)+(B)(2)	935	365640	283154	25.34	25.36	N.A	N.A
	TOTAL (A)+(B)	942	1442885	1359899	100%	100%	--	--
(C)	Shares held by Custodians and against which Depository Receipts have been issued.	--	--	N.A	--	--	--	--
(1)	Promoter and Promoter Group.	-	-	-	-	-	-	-
(2)	Public	-	-	-	-	-	-	-
	GRAND TOTAL (A)+(B)+(C)	942	1442885	1359899	--	-	--	--



(I)(b) Statement showing holding of securities (including shares, warrants, convertible securities) of persons belonging to the category "Promoter and Promoter Group"


Sl. No.	Name of the Shareholder	Details of Shares held		Encumbered shares (*)			Details of warrants		Details of convertible securities		Total shares (including underlying shares assuming full conversion of warrants and convertible securities) as a % of diluted share capital
		No. of Shares held	As a % of grand total (A) + (B) + (C)	No.	As a percentage	As a % of grand total (A) + (B) + (C) of sub-clause (I)(a)	Number of warrants held	As a % total number of warrants of the same class	Number of convertible securities held	As a % total number of convertible securities of the same class	
(I)	(II)	(III)	(IV)	(V)	(VI) = (V) / (III) * 100	(VII)	(VIII)	(IX)	(X)	(XI)	(XII)
1.	M/s Hindusthan Consultancy & Services Ltd	708825	49.12	NIL	NIL	NIL	NIL	NIL	NIL	NIL	49.12
2.	M/s Promain Ltd	117900	8.17	NIL	NIL	NIL	NIL	NIL	NIL	NIL	8.17
3.	M/s Carbo Industrial Holdings Ltd.	132820	9.21	NIL	NIL	NIL	NIL	NIL	NIL	NIL	9.21
4.	M/s Hindusthan Business Corporation Ltd.	47000	3.26	NIL	NIL	NIL	NIL	NIL	NIL	NIL	3.26
5.	M/s Pradyumna Steel Ltd.	70000	4.85	NIL	NIL	NIL	NIL	NIL	NIL	NIL	4.85
6.	Mr. R. P. Mody	500	0.03	NIL	NIL	NIL	NIL	NIL	NIL	NIL	0.03
7.	Mr. Raghavendra Anant Mody	200	0.01	NIL	NIL	NIL	NIL	NIL	NIL	NIL	0.01
	TOTAL	1077045	74.66	NIL	NIL	NIL	NIL	NIL	NIL	NIL	74.66



(*) The term "encumbrance" has the same meaning as assigned to it in regulation 28(3) of the SAST Regulations, 2011.


(I)(c)(i) STATEMENT SHOWING SHAREHOLDING OF PERSONS BELONGING TO THE CATEGORY "PUBLIC" AND HOLDING MORE THAN 1% OF THE TOTAL NUMBER OF SHARES

Sr. No.	Name of the shareholder	Number of shares held	Shares as a percentage of total number of shares (i.e., Grand Total (A)+(B)+(C) indicated in Statement at para (1)(a) above)	Details of warrants		Details of convertible securities		Total shares (including underlying shares assuming full conversion of warrants and convertible securities) as a % of diluted share capital
				Number of warrants	Number of warrants	Number of convertible securities held	% w.r.t total number of convertible sec. of the same class	
1.	Ritika Gupta	50713	2.34%	NIL	NIL	NIL	NIL	NIL
2.	Nita M. Patel	21700	1.50%	NIL	NIL	NIL	NIL	NIL
3.	Pareesh Chimanlal Shah	19000	1.32%	NIL	NIL	NIL	NIL	NIL
4.	Ramabehn Bhagubhai Patel	21314	1.48%	NIL	NIL	NIL	NIL	NIL
5.	Mahendra Girdharilal	16460	1.14%	Nil	Nil	Nil	Nil	Nil
	Total	129187	8.95%	Nil	Nil	Nil	Nil	Nil



(I)(c)(ii) Statement showing holding of securities (including shares, warrants, convertible securities) of persons (together with PAC) belonging to the category "Public" and holding more than 5% of the total number of shares of the company

Sl. No.	Name(s) of the Shareholder(s) and the Persons Acting in Concert (PAC) with them	No. of Shares held	Shares as a percentage of total number of shares {i.e., Grand Total (A)+(B)+(C) indicated in Statement at para (I)(a) above}	Details of warrants		Details of convertible securities		Total shares (including underlying shares assuming full conversion of warrants and convertible securities) as a % of diluted share capital
				Number of warrants	As a % total number of warrants of the same class	Number of convertible securities held	% w.r.t total number of convertible securities of the same class	
1.	Hindusthan Consultancy & Services Limited	708825	49.12	NIL	NIL	NIL	NIL	708825
2.	Promain Limited	117900	8.17	NIL	NIL	NIL	NIL	117900
3.	Carbo Industrial Holdings Limited	132820	9.21	NIL	NIL	NIL	NIL	132820



(I)(d) STATEMENT SHOWING DETAILS OF LOCKED-IN SHARES

Sr. No	Name of the shareholder	Number of locked-in Shares	Locked-in shares as a percentage of total number of shares (i.e., Grand Total (A)+(B)+(C) indicated in Statement at para (1)(a) above)	Promoter/Promoter Group/Public
N.A.				
Total				

(II)(a) STATEMENT SHOWING DETAILS OF DEPOSITORY RECEIPTS (DRs)

S. No	Type of outstanding DR (ADRs, GDRs, SDRs, etc.)	Number of outstanding DRs	Number of Shares Underlying Outstanding DRs	Shares underlying outstanding DRs as a percentage of total number of shares (i.e. Grand Total (A)+(B)+(C) indicated in Statement at para (1)(a) above)
N.A.				
Total				

(II)(b) STATEMENT SHOWING HOLDING OF DEPOSITORY RECEIPTS (DRs), WHERE UNDERLYING SHARES ARE IN EXCESS OF 1% OF THE TOTAL NUMBER OF SHARES

Sr. No	Name of the DR Holder	Type of outstanding DR (ADRs, GDRs, SDRs, etc.)	Number of Shares Underlying Outstanding DRs	Shares underlying outstanding DRs as a percentage of total number of shares (i.e. Grand Total (A)+(B)+(C) indicated in Statement at para (1)(a) above)
N.A.				
Total				

Note:- Details of warrants and convertible securities are Nil.

